



Matrix Mirrors

Technical Details

L5: No Frost, All Side Illumination - Indirect Touch





Matrix Mirrors

Technical Details

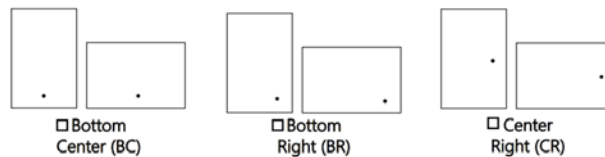
L5: No Frost, All Side Illumination - Indirect Touch

GENERAL DETAILS

FEATURES AND OPTIONS - Indirect Touch

Color Temperatures	<ul style="list-style-type: none"> • 2700K • 3000K • 3500K • 4000K • 5000K • Color Switchable (3000K, 4000k, 6500K)
Light Outputs	<ul style="list-style-type: none"> • Standard - 500 lumens/ft delivered • High - 406 lumens/ft delivered
Anti-Fog Demister	<ul style="list-style-type: none"> • 120V input demister removes fog from central portion of mirror. • Non-dimming. The demister must be placed on an independent switch. • Can be on same switch as mirror power if it is 120V non-dimming
Driver	<ul style="list-style-type: none"> • 120-277VAC Non-Dimming
CRI	<ul style="list-style-type: none"> • Standard output: 90+ • High output: 94+
Color Switchable	<ul style="list-style-type: none"> • Color switchable LED option available with the Touch Sensor option • Switch between 2700k, 4000k, and 6500k (must select high output)
Design Advantages	<ul style="list-style-type: none"> • Anodized aluminum frame • Built-in light diffusion • Vertical or horizontal mounting • Quick and simple installation • 1/4" glass • Warranty for glass, electrical parts, LEDs, and drivers • Custom Sizing
Custom Options	Contact Matrix Mirrors to discuss custom capabilities
Power Options	<ul style="list-style-type: none"> • Switched Separately - Two power cords from mirror • Switched Together - One power cord from mirror

Touch Sensor Placement





Matrix Mirrors

Technical Details

L5: No Frost, All Side Illumination - Indirect Touch

STANDARD SIZES - L05



18x36
(24.75 lbs)



24x36
(33.00 lbs)



32x32
(39.10 lbs)



30x42
(48.13 lbs)



36x36
(49.50 lbs)



42x42
(67.38 lbs)



24x48
(44.00 lbs)



36x42
(57.75 lbs)



36x48
(66.00 lbs)



24x60
(55.00 lbs)



36x60
(82.50 lbs)



42x60
(96.25 lbs)



30x72
(82.50 lbs)

*Note: Weights are approximates



Matrix Mirrors

Technical Details

L5: No Frost, All Side Illumination - Indirect Touch

Wattages, Lumen Outputs, & Weights

<p>18x36 Demister: Small Standard: 1182 lm / 31.5 W High: 1558 lm / 41.5 W</p> <p>24x36 Demister: Small Standard: 1347 lm / 35.9 W High: 1775 lm / 47.3 W</p> <p>32x32 Demister: Small Standard: 1457 lm / 38.8 W High: 1920 lm / 51.2 W</p> <p>30x42 Demister: Small Standard: 1677 lm / 44.7 W High: 2210 lm / 58.9 W</p> <p>36x36 Demister: Small Standard: 1677 lm / 44.7 W High: 2210 lm / 58.9 W</p> <p>42x42 Demister: Small Standard: 2007 lm / 53.5 W High: 2645 lm / 70.5 W</p> <p>24x48 Demister: Small Standard: 1677 lm / 44.7 W High: 2210 lm / 58.9 W</p>	<p>36x42 Demister: Small Standard: 1842 lm / 49.1 W High: 2428 lm / 64.7 W</p> <p>36x48 Demister: Medium Standard: 2007 lm / 53.5 W High: 2645 lm / 70.5 W</p> <p>24x60 Demister: Medium Standard: 2007 lm / 53.5 W High: 2645 lm / 70.5 W</p> <p>36x60 Demister: Large Standard: 2337 lm / 62.3 W High: 3080 lm / 82.1 W</p> <p>42x60 Demister: Large Standard: 2502 lm / 66.7 W High: 3298 lm / 87.9 W</p> <p>30x72 Demister: Large Standard: 2502 lm / 66.7 W High: 3298 lm / 87.5 W</p>
<p>Anti-Fog Demister Wattages</p> <p>Small + 30 W</p> <p>Medium + 63 W</p> <p>Large + 96 W</p>	



Matrix Mirrors

Technical Details

L5: No Frost, All Side Illumination - Indirect Touch

GENERAL DETAILS

LIGHT OPTIONS



Indirect

Back lighting illumination.

- General lighting
- Ambiance

(*Each light source can be placed on a separate switch.)

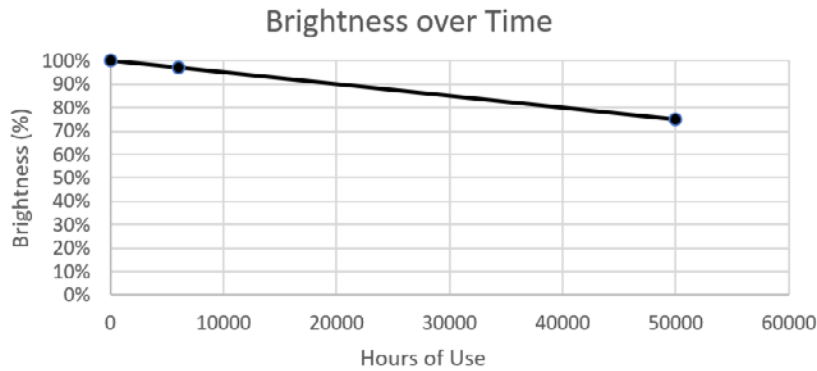


Matrix Mirrors

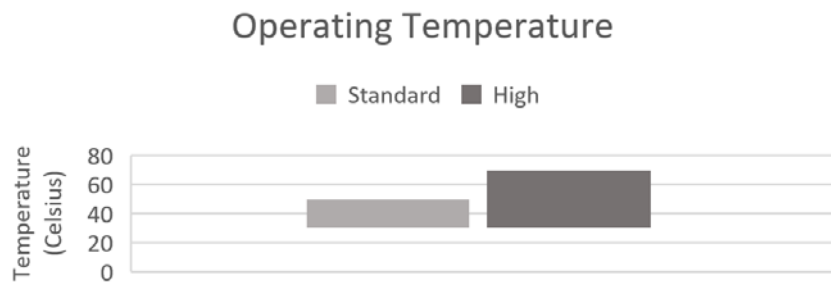
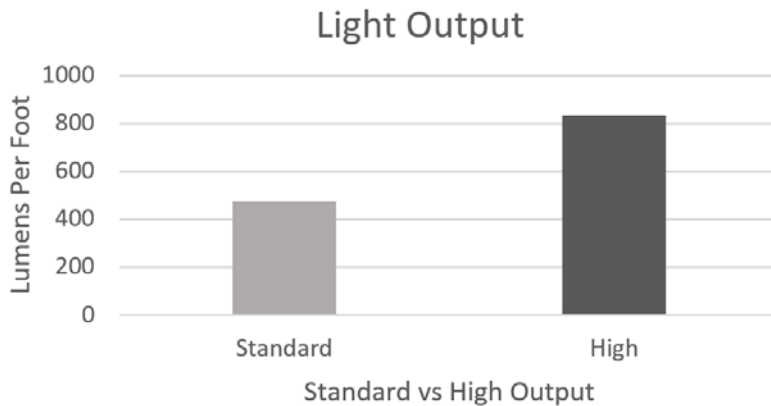
Technical Details

L5: No Frost, All Side Illumination - Indirect Touch

Performance Data



50,000 hours reached at two hours a day over 68 years



*Highest temperature measured within the fixture during stress testing. Temperature varies depending on style and footage of LEDs.



5965 Peachtree Corners East, Suite A-1. Norcross, GA 30071
www.matrixmirrors.com