



Matrix Mirrors

Technical Details

L8: Single Long Side Edge Frost - Indirect





Matrix Mirrors

Technical Details

L8: Single Long Side Edge Frost - Indirect

GENERAL DETAILS

FEATURES AND OPTIONS - Indirect

Color Temperatures	<ul style="list-style-type: none">• 2700K• 3000K• 3500K• 4000K• 5000K
Light Outputs	<ul style="list-style-type: none">• Standard - 500 lumens/ft delivered• High - 406 lumens/ft delivered
Anti-Fog Demister	<ul style="list-style-type: none">• 120V input demister removes fog from central portion of mirror.• Non-dimming. The demister must be placed on an independent switch.• Can be on same switch as mirror power if it is 120V non-dimming
Driver	<ul style="list-style-type: none">• 120-277VAC ELV Dimming for residential• 120-277VAC 0-10v Dimming for commercial• 120-277VAC Non-Dimming
CRI	<ul style="list-style-type: none">• Standard output: 90+• High output: 94+
Design Advantages	<ul style="list-style-type: none">• Anodized aluminum frame• Built-in light diffusion• Vertical or horizontal mounting• Quick and simple installation• 1/4" glass• Warranty for glass, electrical parts, LEDs, and drivers• Custom Sizing
Custom Options	Contact Matrix Mirrors to discuss custom capabilities



Designed, Engineered, and
Manufactured in America

5965 Peachtree Corners East, Suite A-1. Norcross, GA 30071
www.matrixmirrors.com





Matrix Mirrors

Technical Details

L8: Single Long Side Edge Frost - Indirect

STANDARD SIZES - L08



18x36
(24.75 lbs)



24x36
(33.00 lbs)



32x32
(39.10 lbs)



30x42
(48.13 lbs)



36x36
(49.50 lbs)



42x42
(67.38 lbs)



24x48
(44.00 lbs)



36x42
(57.75 lbs)



36x48
(66.00 lbs)



24x60
(55.00 lbs)



36x60
(82.50 lbs)



42x60
(96.25 lbs)



30x72
(82.50 lbs)

*Note: Weights are approximates



Matrix Mirrors

Technical Details

L8: Single Long Side Edge Frost - Indirect

Wattages, Lumen Outputs, & Weights

<p>18x36 Demister: Small Standard: 495 lm / 13.2 W High: 652 lm / 17.4 W</p>	<p>36x42 Demister: Small Standard: 577 lm / 15.4 W High: 761 lm / 20.3 W</p>						
<p>24x36 Demister: Small Standard: 495 lm / 13.2 W High: 652 lm / 17.4 W</p>	<p>36x48 Demister: Medium Standard: 660 lm / 17.6 W High: 870 lm / 23.2 W</p>						
<p>32x32 Demister: Small Standard: 440 lm / 11.7 W High: 580 lm / 14.4 W</p>	<p>24x60 Demister: Medium Standard: 825 lm / 22.0 W High: 1087 lm / 29.0 W</p>						
<p>30x42 Demister: Small Standard: 577 lm / 15.4 W High: 761 lm / 20.3 W</p>	<p>36x60 Demister: Large Standard: 825 lm / 22.0 W High: 1087 lm / 29.0 W</p>						
<p>36x36 Demister: Small Standard: 495 lm / 13.2 W High: 652 lm / 17.4 W</p>	<p>42x60 Demister: Large Standard: 825 lm / 22.0 W High: 1087 lm / 29.0 W</p>						
<p>42x42 Demister: Small Standard: 577 lm / 15.4 W High: 761 lm / 20.3 W</p>	<p>30x72 Demister: Large Standard: 990 lm / 26.4 W High: 1305 lm / 34.1 W</p>						
<p>24x48 Demister: Small Standard: 660 lm / 17.6 W High: 870 lm / 23.2 W</p>							
<p>Anti-Fog Demister Wattages</p> <table><tbody><tr><td>Small</td><td>+ 30 W</td></tr><tr><td>Medium</td><td>+ 63 W</td></tr><tr><td>Large</td><td>+ 96 W</td></tr></tbody></table>		Small	+ 30 W	Medium	+ 63 W	Large	+ 96 W
Small	+ 30 W						
Medium	+ 63 W						
Large	+ 96 W						




Matrix Mirrors

Technical Details

L8: Single Long Side Edge Frost - Indirect

GENERAL DETAILS

LIGHT OPTIONS



Indirect

Back glow illuminates from behind.

- General lighting
- Ambiance

(*Each light source can be placed on a separate switch.)

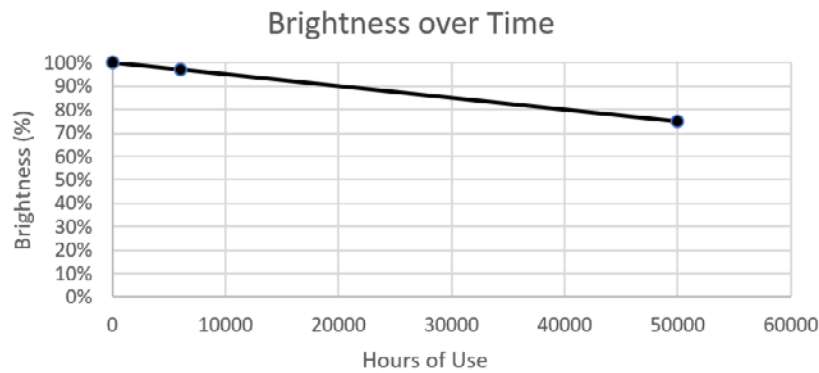


Matrix Mirrors

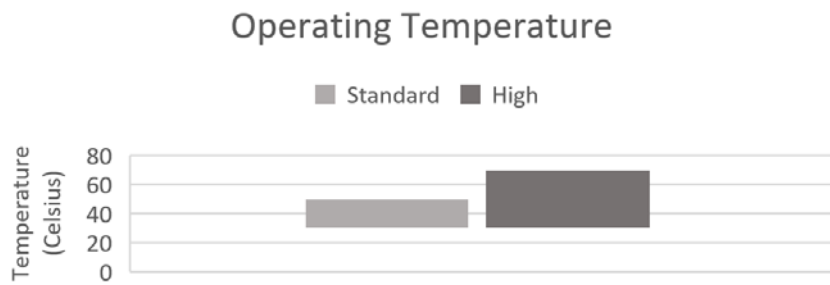
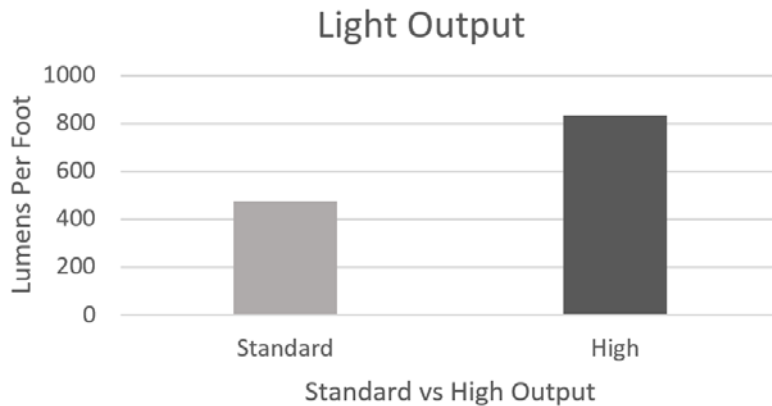
Technical Details

L8: Single Long Side Edge Frost - Indirect

Performance Data



50,000 hours reached at two hours a day over 68 years



*Highest temperature measured within the fixture during stress testing. Temperature varies depending on style and footage of LEDs.



5965 Peachtree Corners East, Suite A-1. Norcross, GA 30071
www.matrixmirrors.com