



Matrix Mirrors

## Technical Details

L11: Single Short Side Inset Frost - Direct & Indirect Touch





Matrix Mirrors

# Technical Details

L11: Single Short Side Inset Frost - Direct & Indirect Touch

## GENERAL DETAILS

### FEATURES AND OPTIONS - Direct & Indirect Touch

<b>Color Temperatures</b>	<ul style="list-style-type: none"> <li>• 2700K</li> <li>• 3000K</li> <li>• 3500K</li> <li>• 4000K</li> <li>• 5000K</li> <li>• Color Switchable (3000K, 4000k, 6500K)</li> </ul>
<b>Light Outputs</b>	<ul style="list-style-type: none"> <li>• Standard - 500 lumens/ft delivered</li> <li>• High - 406 lumens/ft delivered</li> </ul>
<b>Anti-Fog Demister</b>	<ul style="list-style-type: none"> <li>• 120V input demister removes fog from central portion of mirror.</li> <li>• Non-dimming. The demister must be placed on an independent switch.</li> <li>• Can be on same switch as mirror power if it is 120V non-dimming</li> </ul>
<b>Driver</b>	<ul style="list-style-type: none"> <li>• 120-277VAC Non-Dimming</li> </ul>
<b>CRI</b>	<ul style="list-style-type: none"> <li>• Standard output: 90+</li> <li>• High output: 94+</li> </ul>
<b>Color Switchable</b>	<ul style="list-style-type: none"> <li>• Color switchable LED option available with the Touch Sensor option</li> <li>• Switch between 2700k, 4000k, and 6500k (must select high output)</li> </ul>
<b>Design Advantages</b>	<ul style="list-style-type: none"> <li>• Anodized aluminum frame</li> <li>• Built-in light diffusion</li> <li>• Vertical or horizontal mounting</li> <li>• Quick and simple installation</li> <li>• 1/4" glass</li> <li>• Warranty for glass, electrical parts, LEDs, and drivers</li> <li>• Custom Sizing</li> </ul>
<b>Custom Options</b>	Contact Matrix Mirrors to discuss custom capabilities
<b>Power Options</b>	<ul style="list-style-type: none"> <li>• Switched Separately - Two power cords from mirror</li> <li>• Switched Together - One power cord from mirror</li> </ul>

#### Touch Sensor Placement





Matrix Mirrors

# Technical Details

L11: Single Short Side Inset Frost - Direct & Indirect Touch

## STANDARD SIZES - L11



18x36  
(24.75 lbs)



24x36  
(33.00 lbs)



32x32  
(39.10 lbs)



30x42  
(48.13 lbs)



36x36  
(49.50 lbs)



42x42  
(67.38 lbs)



24x48  
(44.00 lbs)



36x42  
(57.75 lbs)



36x48  
(66.00 lbs)



24x60  
(55.00 lbs)



36x60  
(82.50 lbs)



42x60  
(96.25 lbs)



30x72  
(82.50 lbs)

\*Note: Weights are approximates



Matrix Mirrors

# Technical Details

L11: Single Short Side Inset Frost - Direct & Indirect Touch

## Wattages, Lumen Outputs, & Weights

<p><b>18x36</b> Demister: Small Standard: 1470 lm / 39.2 W High: 1938 lm / 51.7 W</p>	<p><b>36x42</b> Demister: Small Standard: 2378 lm / 63.4 W High: 3135 lm / 83.6 W</p>
<p><b>24x36</b> Demister: Small Standard: 1718 lm / 45.8 W High: 2265 lm / 60.4 W</p>	<p><b>36x48</b> Demister: Medium Standard: 2543 lm / 67.8 W High: 3352 lm / 89.4 W</p>
<p><b>32x32</b> Demister: Small Standard: 1938 lm / 51.6 W High: 2555 lm / 68.1 W</p>	<p><b>24x60</b> Demister: Medium Standard: 2378 lm / 70.2 W High: 3135 lm / 83.6 W</p>
<p><b>30x42</b> Demister: Small Standard: 2130 lm / 56.8 W High: 28.8 lm / 74.9 W</p>	<p><b>36x60</b> Demister: Large Standard: 2873 lm / 76.6 W High: 3787 lm / 101 W</p>
<p><b>36x36</b> Demister: Small Standard: 2213 lm / 59.0 W High: 2917 lm / 77.8 W</p>	<p><b>42x60</b> Demister: Large Standard: 3120 lm / 83.2 W High: 4113 lm / 109 W</p>
<p><b>42x42</b> Demister: Small Standard: 2625 lm / 70.0 W High: 3461 lm / 92.3 W</p>	<p><b>30x72</b> Demister: Large Standard: 2955 lm / 78.8W High: 3896 lm / 103 W</p>
<p><b>24x48</b> Demister: Small Standard: 2048 lm / 54.6 W High: 2700 lm / 72.0 W</p>	
<p><b>Anti-Fog Demister Wattages</b></p> <p>Small + 30 W</p> <p>Medium + 63 W</p> <p>Large + 96 W</p>	



Matrix Mirrors

## Technical Details

L11: Single Short Side Inset Frost - Direct & Indirect Touch

### GENERAL DETAILS

### LIGHT OPTIONS



#### **Direct & Indirect**

Light shines directly forward and ahead.

- Task Lighting
- General Lighting
- Ambiance

(\*Each light source can be placed on a separate switch.)

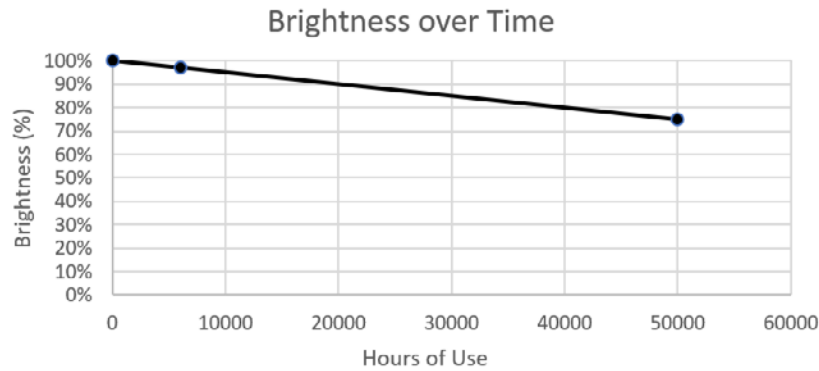


Matrix Mirrors

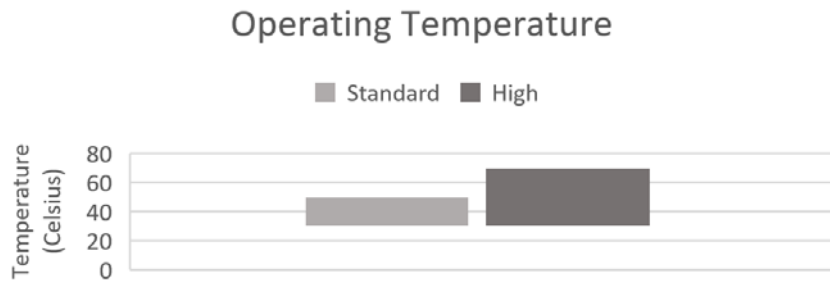
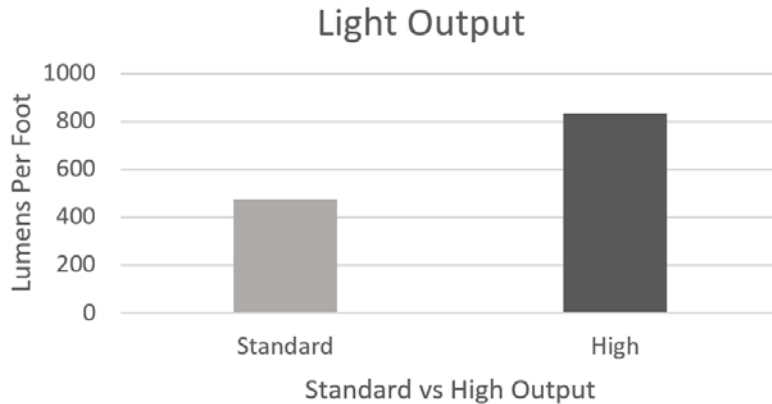
# Technical Details

L11: Single Short Side Inset Frost - Direct & Indirect Touch

## Performance Data



50,000 hours reached at two hours a day over 68 years



\*Highest temperature measured within the fixture during stress testing. Temperature varies depending on style and footage of LEDs.



5965 Peachtree Corners East, Suite A-1. Norcross, GA 30071  
[www.matrixmirrors.com](http://www.matrixmirrors.com)